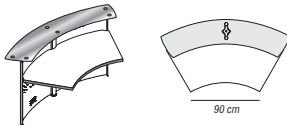
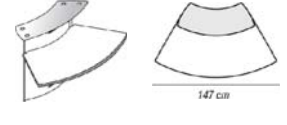
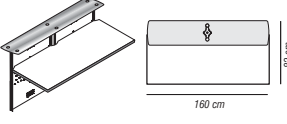
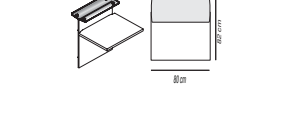
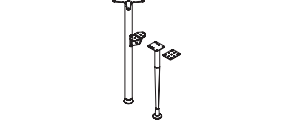
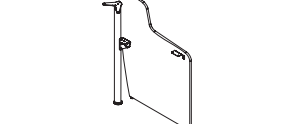


RECEPTION

DESCRIZIONE - Description
Description - Descripción

COLORI - Colours
Couleurs - Colores

VERSIONE FRONTALI IN METALLO - Version frontal in metal - Version frontaux en métal - Panel frontal en metal

 <p>H L P</p> <p>L 178 P95 H102,5</p>	<ul style="list-style-type: none"> ■ Modulo 60° Angolo Interno, Pannelli Frontali In Metallo, Top In Legno - Vetro ■ 60° Internal Angle, Frontal Metal Panels, Wooden Or Glass Shelf ■ Module 60 Degrés Intérieurs, Panneaux Frontaux En Métal, Top En Bois Ou Verre ■ Módulo 60° Angulo Externo, Panel Frontal En Metal, Tapa Madera- Vidrio <p>91 0,348 6</p> <table border="1"> <thead> <tr> <th>EURO</th> <th>COD.</th> </tr> </thead> <tbody> <tr> <td>498,00</td> <td>R1321.2</td> </tr> <tr> <td>933,50</td> <td>R1311.2</td> </tr> </tbody> </table> <p>TOP VETRO Glass shelf Plateau supérieur en verre Tapa vidrio</p>	EURO	COD.	498,00	R1321.2	933,50	R1311.2	<table border="1"> <tr> <td>ME</td> <td>ME</td> </tr> <tr> <td>AC</td> <td>AC</td> </tr> <tr> <td>WE</td> <td>WE</td> </tr> </table> <p>TOP LEGNO - Wood shelf Top en bois - Tapa madera</p> <p>PIANO DI LAVORO - Desktops Plans de travail - Tapa de trabajo</p>	ME	ME	AC	AC	WE	WE
EURO	COD.													
498,00	R1321.2													
933,50	R1311.2													
ME	ME													
AC	AC													
WE	WE													
 <p>H L P</p> <p>L 147 P90 H102,5</p>	<ul style="list-style-type: none"> ■ Modulo 60° Angolo Esterno, Pannelli Frontali In Metallo, Top In Legno - Vetro ■ 60° External Angle, Frontal Metal Panels, Wooden Or Glass Shelf ■ Module 60 Degrés Extérieurs, Panneaux Frontaux En Métal, Top En Bois Ou Verre ■ Módulo 60° Angulo Interno, Panel Frontal En Metal, Tapa Madera- Vidrio <p>54 0,190 3</p> <table border="1"> <thead> <tr> <th>EURO</th> <th>COD.</th> </tr> </thead> <tbody> <tr> <td>250,50</td> <td>R1421.2</td> </tr> <tr> <td>457,00</td> <td>R1411.2</td> </tr> </tbody> </table> <p>TOP VETRO Glass shelf Plateau supérieur en verre Tapa vidrio</p>	EURO	COD.	250,50	R1421.2	457,00	R1411.2	<table border="1"> <tr> <td>ME</td> <td>ME</td> </tr> <tr> <td>AC</td> <td>AC</td> </tr> <tr> <td>WE</td> <td>WE</td> </tr> </table> <p>TOP LEGNO - Wood shelf Top en bois - Tapa madera</p> <p>PIANO DI LAVORO - Desktops Plans de travail - Tapa de trabajo</p>	ME	ME	AC	AC	WE	WE
EURO	COD.													
250,50	R1421.2													
457,00	R1411.2													
ME	ME													
AC	AC													
WE	WE													
 <p>H L P</p> <p>L 160 P82 H102,5</p>	<ul style="list-style-type: none"> ■ Modulo Lineare, Pannelli Frontali In Metallo, Top In Legno - Vetro ■ Linear Open Space Partition, Metal Frontal Panels, Wooden Or Glass Shelf ■ Module Linéaire, Panneaux Frontaux En Métal, Top En Bois Ou Verre ■ Módulo Recto, Panel Frontal En Metal, Tapa Madera- Vidrio <p>85 0,320 6</p> <table border="1"> <thead> <tr> <th>EURO</th> <th>COD.</th> </tr> </thead> <tbody> <tr> <td>454,50</td> <td>R1521.2</td> </tr> <tr> <td>799,00</td> <td>R1511.2</td> </tr> </tbody> </table> <p>TOP VETRO Glass shelf Plateau supérieur en verre Tapa vidrio</p>	EURO	COD.	454,50	R1521.2	799,00	R1511.2	<table border="1"> <tr> <td>ME</td> <td>ME</td> </tr> <tr> <td>AC</td> <td>AC</td> </tr> <tr> <td>WE</td> <td>WE</td> </tr> </table> <p>TOP LEGNO - Wood shelf Top en bois - Tapa madera</p> <p>PIANO DI LAVORO - Desktops Plans de travail - Tapa de trabajo</p>	ME	ME	AC	AC	WE	WE
EURO	COD.													
454,50	R1521.2													
799,00	R1511.2													
ME	ME													
AC	AC													
WE	WE													
 <p>H L P</p> <p>L 80 P82 H102,5</p>	<ul style="list-style-type: none"> ■ Modulo Lineare, Pannelli Frontali In Metallo, Top In Legno - Vetro ■ Linear Element, Frontal Metal Panels, Wooden Or Glass Shelf ■ Module Linéaire, Panneaux Frontaux En Métal, Top En Bois Ou Verre ■ Módulo Recto, Panel Frontal En Metal, Tapa Madera- Vidrio <p>39 0,137 3</p> <table border="1"> <thead> <tr> <th>EURO</th> <th>COD.</th> </tr> </thead> <tbody> <tr> <td>231,50</td> <td>R1621.2</td> </tr> <tr> <td>415,50</td> <td>R1611.2</td> </tr> </tbody> </table> <p>TOP VETRO Glass shelf Plateau supérieur en verre Tapa vidrio</p>	EURO	COD.	231,50	R1621.2	415,50	R1611.2	<table border="1"> <tr> <td>ME</td> <td>ME</td> </tr> <tr> <td>AC</td> <td>AC</td> </tr> <tr> <td>WE</td> <td>WE</td> </tr> </table> <p>TOP LEGNO - Wood shelf Top en bois - Tapa madera</p> <p>PIANO DI LAVORO - Desktops Plans de travail - Tapa de trabajo</p>	ME	ME	AC	AC	WE	WE
EURO	COD.													
231,50	R1621.2													
415,50	R1611.2													
ME	ME													
AC	AC													
WE	WE													
 <p>H L P</p>	<ul style="list-style-type: none"> ■ Supp. Intermedio, Collegamento 2 Pannelli Frontali Alti Con Top Reception ■ Intermedial Support, Connection 2 High Frontal Panels With Reception Top ■ Support Intermédiaire, Jonction 2 Panneaux Frontaux Hauts Avec Top Reception ■ Soporte Intermedio, Uniendo 2 Paneles Frontales Altos Con La Tapa De La Recepción. <p>14 0,047 3</p> <table border="1"> <thead> <tr> <th>EURO</th> <th>COD.</th> </tr> </thead> <tbody> <tr> <td>147,50</td> <td>R1210.1</td> </tr> </tbody> </table>	EURO	COD.	147,50	R1210.1	<table border="1"> <tr> <td>AL</td> </tr> </table> <p>SUPPORTO - Support Support - Soporte</p>	AL							
EURO	COD.													
147,50	R1210.1													
AL														
 <p>H L P</p> <p>L 82 P1,8 H102,5</p>	<ul style="list-style-type: none"> ■ Supp. Finale Con Fianco In Legno, Per Pannello Frontale Alto Con Top Reception ■ Final Support With Wooden Side Panel, For High Frontal Panel With Reception Top ■ Support Final Avec Côté En Bois, Pour Panneau Frontal Haut Avec Top Reception ■ Soporte Final Con Panel Lateral Madera Para Panel Frontal Alto Con La Tapa De La Recep. <p>21 0,055 3</p> <table border="1"> <thead> <tr> <th>EURO</th> <th>COD.</th> </tr> </thead> <tbody> <tr> <td>131,50</td> <td>R1110.1</td> </tr> </tbody> </table>	EURO	COD.	131,50	R1110.1	<table border="1"> <tr> <td>ME</td> <td>ME</td> </tr> <tr> <td>AC</td> <td>AC</td> </tr> <tr> <td>WE</td> <td>WE</td> </tr> </table> <p>FIANCO FINALE - End side panel Côté final - Panel lateral</p>	ME	ME	AC	AC	WE	WE		
EURO	COD.													
131,50	R1110.1													
ME	ME													
AC	AC													
WE	WE													

RECEPTION

DESCRIZIONE - Description
Description - Description

COLORI - Colours
Couleurs - Colores

PROPOSTE DI COMPOSIZIONI - Proposals of compositions - Propositions de composition - Composiciones propuestas

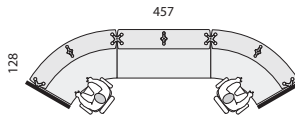
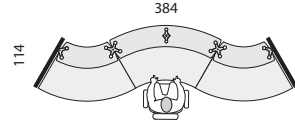
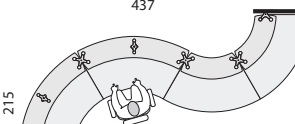
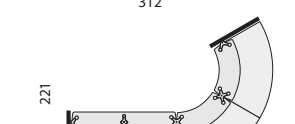
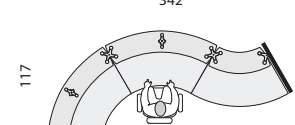
<p>L 330 P 82 H 102,5</p>	<ul style="list-style-type: none"> ▪ Comp.2 Moduli Dritti Da 160, 1 Supp. Intermedio, 2 Supporti Finali, Frontali Metallo ▪ Comp., 2 Straight Cm. 160 Elements, 1 Intermedial Support, 2 Final Supports, Metal Front.Panels ▪ Comp., 2 Mod. Droits 160 Cm, 1 Support Intermédiaire, 2 Supp.Finaux, Pann.Front.En Métal ▪ Comp. 2 Módulos Rectos 160 Cm, 1 Soporte Intermedio, 2 Soportes Finales <p>192 0,666 17</p>	<table border="1"> <tr> <td>ME</td> <td>ME</td> </tr> <tr> <td>AC</td> <td>AC</td> </tr> <tr> <td>WE</td> <td>WE</td> </tr> </table> <p>TOP LEGNO - Wood shelf Top en bois - Tapa madera</p> <p>PIANO DI LAVORO - Desktops Plans de travail - Tapa de trabajo</p> <table border="1"> <tr> <th>EURO</th> <th>COD.</th> </tr> <tr> <td>1.319,50</td> <td>R072.2</td> </tr> <tr> <th>EURO</th> <th>COD.</th> </tr> <tr> <td>2.008,50</td> <td>R071.2</td> </tr> </table> <p>TOP VETRO Glass shelf Plateau supérieur en verre Tapa vidrio</p>	ME	ME	AC	AC	WE	WE	EURO	COD.	1.319,50	R072.2	EURO	COD.	2.008,50	R071.2
ME	ME															
AC	AC															
WE	WE															
EURO	COD.															
1.319,50	R072.2															
EURO	COD.															
2.008,50	R071.2															
<p>L 298 P 128 H 102,5</p>	<ul style="list-style-type: none"> ▪ Comp.2 Moduli Angolo 60° Interno, 1 Supp. Intermedio, 2 Supporti Finali, Frontali Metallo ▪ Comp., 2 Int. 60° Angle Elem., 1 Intermedial Support, 2 Final Supports, Metal Frontal Panels ▪ Comp., 2 Mod. Angle Int.60 Degrés, 1 Support Intern., 2 Supp.Finaux, Pann.Front.En Mét. ▪ Comp. 2 Módulos Áng. Interno 60°, 1 Soporte Intermedio, 2 Soportes Finales <p>204 0,722 17</p>	<table border="1"> <tr> <td>ME</td> <td>ME</td> </tr> <tr> <td>AC</td> <td>AC</td> </tr> <tr> <td>WE</td> <td>WE</td> </tr> </table> <p>TOP LEGNO - Wood shelf Top en bois - Tapa madera</p> <p>PIANO DI LAVORO - Desktops Plans de travail - Tapa de trabajo</p> <table border="1"> <tr> <th>EURO</th> <th>COD.</th> </tr> <tr> <td>1.406,50</td> <td>R032.2</td> </tr> <tr> <th>EURO</th> <th>COD.</th> </tr> <tr> <td>2.277,50</td> <td>R031.2</td> </tr> </table> <p>TOP VETRO Glass shelf Plateau supérieur en verre Tapa vidrio</p>	ME	ME	AC	AC	WE	WE	EURO	COD.	1.406,50	R032.2	EURO	COD.	2.277,50	R031.2
ME	ME															
AC	AC															
WE	WE															
EURO	COD.															
1.406,50	R032.2															
EURO	COD.															
2.277,50	R031.2															
<p>L 344 P 178 H 102,5</p>	<ul style="list-style-type: none"> ▪ Comp.3 Moduli Angolo 60° Interno, 2 Supporti Intermedi, 2 Supporti Finali, Frontali Metallo ▪ Comp., 3 Int. 60° Angle Elem., 2 Intermedial Supports, 2 Final Supports, Metal Frontal Panels ▪ Comp., 3 Mod.Angle Int. 60 Degrés, 2 Supp.Intermed., 2 Supp.Finaux, Pann. Front.En Métal ▪ Comp. 3 Módulos Áng. Interno 60°, 2 Soporte Intermedio, 2 Soportes Finales <p>292 1,054 24</p>	<table border="1"> <tr> <td>ME</td> <td>ME</td> </tr> <tr> <td>AC</td> <td>AC</td> </tr> <tr> <td>WE</td> <td>WE</td> </tr> </table> <p>TOP LEGNO - Wood shelf Top en bois - Tapa madera</p> <p>PIANO DI LAVORO - Desktops Plans de travail - Tapa de trabajo</p> <table border="1"> <tr> <th>EURO</th> <th>COD.</th> </tr> <tr> <td>2.052,00</td> <td>R082.2</td> </tr> <tr> <th>EURO</th> <th>COD.</th> </tr> <tr> <td>3.358,50</td> <td>R081.2</td> </tr> </table> <p>TOP VETRO Glass shelf Plateau supérieur en verre Tapa vidrio</p>	ME	ME	AC	AC	WE	WE	EURO	COD.	2.052,00	R082.2	EURO	COD.	3.358,50	R081.2
ME	ME															
AC	AC															
WE	WE															
EURO	COD.															
2.052,00	R082.2															
EURO	COD.															
3.358,50	R081.2															
<p>L 344 P 260 H 102,5</p>	<ul style="list-style-type: none"> ▪ Comp.4 Moduli Angolo 60° Interno, 3 Supporti Intermedi, 2 Supporti Finali, Frontali Metallo ▪ Comp., 4 Int. 60° Angle Elem., 3 Intermedial Supports, 2 Final Supports, Metal Frontal Panels ▪ Comp., 4 Mod.Angle Int. 60 Degrés, 3 Supp.Interm., 2 Supp. Finaux, Pann. Frontaux En Métal ▪ Comp. 4 Módulos Áng. Interno 60°, 3 Soporte Intermedio, 2 Soportes Finales <p>382 1,387 31</p>	<table border="1"> <tr> <td>ME</td> <td>ME</td> </tr> <tr> <td>AC</td> <td>AC</td> </tr> <tr> <td>WE</td> <td>WE</td> </tr> </table> <p>TOP LEGNO - Wood shelf Top en bois - Tapa madera</p> <p>PIANO DI LAVORO - Desktops Plans de travail - Tapa de trabajo</p> <table border="1"> <tr> <th>EURO</th> <th>COD.</th> </tr> <tr> <td>2.697,50</td> <td>R042.2</td> </tr> <tr> <th>EURO</th> <th>COD.</th> </tr> <tr> <td>4.439,50</td> <td>R041.2</td> </tr> </table> <p>TOP VETRO Glass shelf Plateau supérieur en verre Tapa vidrio</p>	ME	ME	AC	AC	WE	WE	EURO	COD.	2.697,50	R042.2	EURO	COD.	4.439,50	R041.2
ME	ME															
AC	AC															
WE	WE															
EURO	COD.															
2.697,50	R042.2															
EURO	COD.															
4.439,50	R041.2															
<p>L 420 P 204 H 102,5</p>	<ul style="list-style-type: none"> ▪ Comp.2 Moduli Ang. 60° Int., 2 Moduli Ang. 60° Est., 3 Supp.Interm., 2 Supp.Finali, Front.Metallo ▪ Comp., 2 Int.60° Angle Elem., 2 Ext.60° Angle Elem., 3 Intern.Supp., 2 Final Supp., Met.Front.Pan. ▪ Comp., 2 Mod.Ang.Int.60°, 2 Mod.Ang.Ext.60°, 3 Supp.Int., 2 Supp.Fin., Pann.Front.En Métal ▪ Comp. 2 Mód.Áng.Int.60°, 2 Mód.Áng. Ext.60°, 3 Sop.Interm., 2 Soportes Finales <p>322 1,129 27</p>	<table border="1"> <tr> <td>ME</td> <td>ME</td> </tr> <tr> <td>AC</td> <td>AC</td> </tr> <tr> <td>WE</td> <td>WE</td> </tr> </table> <p>TOP LEGNO - Wood shelf Top en bois - Tapa madera</p> <p>PIANO DI LAVORO - Desktops Plans de travail - Tapa de trabajo</p> <table border="1"> <tr> <th>EURO</th> <th>COD.</th> </tr> <tr> <td>2.202,50</td> <td>R162.2</td> </tr> <tr> <th>EURO</th> <th>COD.</th> </tr> <tr> <td>3.486,50</td> <td>R161.2</td> </tr> </table> <p>TOP VETRO Glass shelf Plateau supérieur en verre Tapa vidrio</p>	ME	ME	AC	AC	WE	WE	EURO	COD.	2.202,50	R162.2	EURO	COD.	3.486,50	R161.2
ME	ME															
AC	AC															
WE	WE															
EURO	COD.															
2.202,50	R162.2															
EURO	COD.															
3.486,50	R161.2															
<p>L 414 P 114 H 102,5</p>	<ul style="list-style-type: none"> ▪ Comp.2 Moduli Ang. 60° Int., 1 Modulo Ang. 60° Est., 2 Supp.Interm., 2 Supp.Finali, Front.Metallo ▪ Comp., 2 Int.60° Angle Elem., 1 Ext. 60° Angle Elem., 2 Intern.Supp., 2 Final Supp., Met.Front.Pan. ▪ Comp., 2 Mod.Ang.Int.60°, 1 Mod.Ang.Ext.60°, 2 Supp.Int., 2 Supp.Fin., Pann.Front.En Métal ▪ Comp. 2 Mód.Áng.Int.60°, 1 Mód.Áng. Ext.60°, 2 Sop.Interm., 2 Soportes Finales <p>264 0,926 22</p>	<table border="1"> <tr> <td>ME</td> <td>ME</td> </tr> <tr> <td>AC</td> <td>AC</td> </tr> <tr> <td>WE</td> <td>WE</td> </tr> </table> <p>TOP LEGNO - Wood shelf Top en bois - Tapa madera</p> <p>PIANO DI LAVORO - Desktops Plans de travail - Tapa de trabajo</p> <table border="1"> <tr> <th>EURO</th> <th>COD.</th> </tr> <tr> <td>1.804,50</td> <td>R172.2</td> </tr> <tr> <th>EURO</th> <th>COD.</th> </tr> <tr> <td>2.882,00</td> <td>R171.2</td> </tr> </table> <p>TOP VETRO Glass shelf Plateau supérieur en verre Tapa vidrio</p>	ME	ME	AC	AC	WE	WE	EURO	COD.	1.804,50	R172.2	EURO	COD.	2.882,00	R171.2
ME	ME															
AC	AC															
WE	WE															
EURO	COD.															
1.804,50	R172.2															
EURO	COD.															
2.882,00	R171.2															

RECEPTION

DESCRIZIONE - Description
 Description - Descripción

COLORI - Colours
 Couleurs - Colores

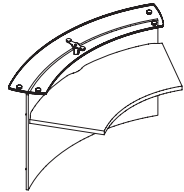
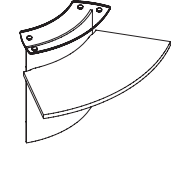
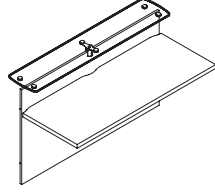
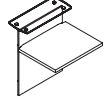
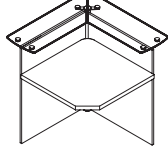
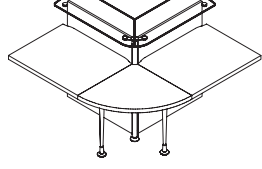
PROPOSTE DI COMPOSIZIONI - Proposals of compositions - Propositions de composition - Composiciones propuestas

 <p>457 128</p> <p>H L</p> <p>L 457 P 128 H 102,5</p>	<ul style="list-style-type: none"> Comp. 2 Moduli Ang. 60° Int., 1 Modulo Lin. Da 160, 2 Supp. Intern., 2 Supp. Finali, Front. Metallo Comp., 2 Int. 60° Angle Elem., 1 Straig. Cm. 160 Elem., 2 Intern. Supp., 2 Final Supp., Met. Front. Pan. Comp., 2 Mod. Ang. Int. 60°, 1 Mod. Lin. 160 Cm, 2 Supp. Int., 2 Supp. Fin., Pann. Front. En Métal Comp. 2 Mód. Ang. Int. 60°, 1 Módulo Recto De 160 Cm, 2 Sop. Intern., 2 Soportes Finales <p>288 1,027 24</p> <table border="1"> <thead> <tr> <th>EURO</th> <th>COD.</th> </tr> </thead> <tbody> <tr> <td>2.008,50</td> <td>R132.2</td> </tr> <tr> <td>3.224,00</td> <td>R131.2</td> </tr> </tbody> </table>	EURO	COD.	2.008,50	R132.2	3.224,00	R131.2	<p>ME AC WE</p> <p>ME AC WE</p> <p>TOP LEGNO - Wood shelf Top en bois - Tapa madera</p> <p>PIANO DI LAVORO - Desktops Pano de treball - Tapa de trabajo</p>
EURO	COD.							
2.008,50	R132.2							
3.224,00	R131.2							
 <p>384 114</p> <p>H L</p> <p>L 384 P 114 H 102,5</p>	<ul style="list-style-type: none"> Comp. 1 Modulo Ang. 60° Int., 2 Moduli Ang. 60° Est., 2 Supp. Intern., 2 Supp. Finali, Front. Metallo Comp., 1 Int. 60° Angle Elem., 2 Ext. 60° Angle Elem., 2 Intern. Supp., 2 Final Supp., Met. Front. Pan. Comp., 1 Mod. Ang. Int. 60°, 2 Mod. Ang. Ext. 60°, 2 Supp. Int., 2 Supp. Fin., Pann. Front. En Métal Comp. 1 Mód. Ang. Int. 60°, 2 Módulo Ang. Externo 60°, 2 Sop. Intern., 2 Soportes Finales <p>234 0,797 20</p> <table border="1"> <thead> <tr> <th>EURO</th> <th>COD.</th> </tr> </thead> <tbody> <tr> <td>1.557,00</td> <td>R142.2</td> </tr> <tr> <td>2.405,50</td> <td>R141.2</td> </tr> </tbody> </table>	EURO	COD.	1.557,00	R142.2	2.405,50	R141.2	<p>ME AC WE</p> <p>ME AC WE</p> <p>TOP LEGNO - Wood shelf Top en bois - Tapa madera</p> <p>PIANO DI LAVORO - Desktops Pano de treball - Tapa de trabajo</p>
EURO	COD.							
1.557,00	R142.2							
2.405,50	R141.2							
 <p>437 215</p> <p>H L</p> <p>L 437 P 215 H 102,5</p>	<ul style="list-style-type: none"> Comp. 2 Modulo Ang. 60° Int., 2 Moduli Ang. 60° Est., 3 Supp. Intern., 2 Supp. Finali, Front. Metallo Comp., 2 Int. 60° Angle Elem., 2 Ext. 60° Angle Elem., 3 Intern. Supp., 2 Final Supp., Met. Front. Pan. Comp., 2 Mod. Ang. Int. 60°, 2 Mod. Ang. Ext. 60°, 3 Supp. Int., 2 Supp. Fin., Pann. Front. En Métal Comp. 2 Mód. Ang. Int. 60°, 2 Módulo Ang. Externo 60°, 3 Sop. Intern., 2 Soportes Finales <p>322 1,129 27</p> <table border="1"> <thead> <tr> <th>EURO</th> <th>COD.</th> </tr> </thead> <tbody> <tr> <td>2.202,50</td> <td>R182.2</td> </tr> <tr> <td>3.486,50</td> <td>R181.2</td> </tr> </tbody> </table>	EURO	COD.	2.202,50	R182.2	3.486,50	R181.2	<p>ME AC WE</p> <p>ME AC WE</p> <p>TOP LEGNO - Wood shelf Top en bois - Tapa madera</p> <p>PIANO DI LAVORO - Desktops Pano de treball - Tapa de trabajo</p>
EURO	COD.							
2.202,50	R182.2							
3.486,50	R181.2							
 <p>312 221</p> <p>H L</p> <p>L 312 P 221 H 102,5</p>	<ul style="list-style-type: none"> Comp. 2 Moduli Ang. 60° Est., 1 Modulo Lin. Da 160, 2 Supp. Intern., 2 Supp. Finali, Front. Metallo Comp., 2 Int. 60° Angle Elem., 1 Straig. Cm. 160 Elem., 2 Intern. Supp., 2 Final Supp., Met. Front. Pan. Comp., 2 Mod. Ang. 60° Ext., 1 Mod. Lin. 160 Cm, 2 Supp. Int., 2 Supp. Fin., Pann. Front. En Métal Comp. 2 Mód. Ang. Ext. 60°, 1 Módulo Recto De 160 Cm, 2 Sop. Intern., 2 Soportes Finales <p>228 0,769 20</p> <table border="1"> <thead> <tr> <th>EURO</th> <th>COD.</th> </tr> </thead> <tbody> <tr> <td>1.513,50</td> <td>R212.2</td> </tr> <tr> <td>2.271,00</td> <td>R211.2</td> </tr> </tbody> </table>	EURO	COD.	1.513,50	R212.2	2.271,00	R211.2	<p>ME AC WE</p> <p>ME AC WE</p> <p>TOP LEGNO - Wood shelf Top en bois - Tapa madera</p> <p>PIANO DI LAVORO - Desktops Pano de treball - Tapa de trabajo</p>
EURO	COD.							
1.513,50	R212.2							
2.271,00	R211.2							
 <p>342 117</p> <p>H L</p> <p>L 342 P 177 H 102,5</p>	<ul style="list-style-type: none"> Comp. 2 Moduli Ang. 60° Int., 1 Modulo Ang. 60° Est., 2 Supp. Intern., 2 Supp. Finali, Front. Metallo Comp., 2 Int. 60° Angle Elem., 1 Ext. 60° Angle Elem., 2 Intern. Supp., 2 Final Supp., Met. Front. Pan. Comp., 2 Mod. Ang. 60° Int., 1 Mod. Ang. 60° Ext., 2 Supp. Int., 2 Supp. Fin., Pann. Front. En Métal Comp. 2 Módulos Ang. Int. 60°, 1 Módulo Ang. Ext. 60°, 2 Sop. Intern., 2 Soportes Finales <p>263 0,926 22</p> <table border="1"> <thead> <tr> <th>EURO</th> <th>COD.</th> </tr> </thead> <tbody> <tr> <td>1.804,50</td> <td>R322.2</td> </tr> <tr> <td>2.882,00</td> <td>R321.2</td> </tr> </tbody> </table>	EURO	COD.	1.804,50	R322.2	2.882,00	R321.2	<p>ME AC WE</p> <p>ME AC WE</p> <p>TOP LEGNO - Wood shelf Top en bois - Tapa madera</p> <p>PIANO DI LAVORO - Desktops Pano de treball - Tapa de trabajo</p>
EURO	COD.							
1.804,50	R322.2							
2.882,00	R321.2							

RECEPTION

DESCRIZIONE - Description
Description - DescriptionCOLORI - Colours
Couleurs - Colores

VERSIONE FRONTALI IN LEGNO - Version frontals in wood - Version frontaux en bois - Panel frontal en madera

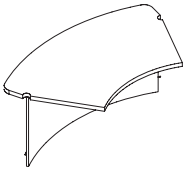
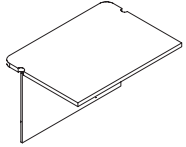


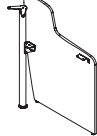

 <p>H L P L</p> <p>L 178 P95 H102,5</p> <p>85 0,485 4</p>	<p>▪ Modulo 60° Angolo Interno, Pannelli Frontali In Legno, Top In Legno - Vetro</p> <p>▪ 60° Internal Angle, Frontal Wooden Panels, Wooden Or Glass Shelf</p> <p>▪ Module 60 Degrés Intérieurs, Panneaux Frontaux En Bois, Top En Bois Ou Verre</p> <p>▪ Módulo 60° Áng. Interno, Tapa En Madera - Vidrio - Panel Frontal Madera.</p> <table border="1" data-bbox="1061 425 1244 526"> <thead> <tr> <th>EURO</th> <th>COD.</th> </tr> </thead> <tbody> <tr> <td>828,50</td> <td>R1321.1</td> </tr> <tr> <td>1.110,50</td> <td>R1311.1</td> </tr> </tbody> </table>	EURO	COD.	828,50	R1321.1	1.110,50	R1311.1	<p>ME AC WE</p> <p>TOP LEGNO - Wood shelf Top en bois - Tapa madera</p>	<p>ME AC WE</p> <p>PIANO E FRONTALE - Desktops and Front Plans et Frontal - Escritorio y frontal</p>
EURO	COD.								
828,50	R1321.1								
1.110,50	R1311.1								
 <p>H L P L</p> <p>L 147 P90 H102,5</p> <p>58 0,230 3</p>	<p>▪ Modulo 60° Angolo Esterno, Pannelli Frontali In Legno, Top In Legno - Vetro</p> <p>▪ 60° External Angle, Frontal Wooden Panels, Wooden Or Glass Shelf</p> <p>▪ Module 60 Degrés Extérieurs, Panneaux Frontaux En Bois, Top En Bois Ou Verre</p> <p>▪ Módulo 60° Áng. Externo, Tapa En Madera - Vidrio - Panel Frontal Madera</p> <table border="1" data-bbox="1061 716 1244 817"> <thead> <tr> <th>EURO</th> <th>COD.</th> </tr> </thead> <tbody> <tr> <td>618,00</td> <td>R1421.1</td> </tr> <tr> <td>784,00</td> <td>R1411.1</td> </tr> </tbody> </table>	EURO	COD.	618,00	R1421.1	784,00	R1411.1	<p>ME AC WE</p> <p>TOP LEGNO - Wood shelf Top en bois - Tapa madera</p>	<p>ME AC WE</p> <p>PIANO E FRONTALE - Desktops and Front Plans et Frontal - Escritorio y frontal</p>
EURO	COD.								
618,00	R1421.1								
784,00	R1411.1								
 <p>H L P L</p> <p>L 160 P82 H102,5</p> <p>81 0,150 4</p>	<p>▪ Modulo Lineare, Pannelli Frontali In Legno Top In Legno - Vetro</p> <p>▪ Linear Element, Frontal Wooden Panels, Wooden Or Glass Shelf</p> <p>▪ Module Linéaire, Panneaux Frontaux En Bois, Top En Bois Ou Verre</p> <p>▪ Módulo Recto Tapa En Madera - Vidrio - Panel Frontal Madera</p> <table border="1" data-bbox="1061 1008 1244 1108"> <thead> <tr> <th>EURO</th> <th>COD.</th> </tr> </thead> <tbody> <tr> <td>342,00</td> <td>R1521.1</td> </tr> <tr> <td>571,50</td> <td>R1511.1</td> </tr> </tbody> </table>	EURO	COD.	342,00	R1521.1	571,50	R1511.1	<p>ME AC WE</p> <p>TOP LEGNO - Wood shelf Top en bois - Tapa madera</p>	<p>ME AC WE</p> <p>PIANO E FRONTALE - Desktops and Front Plans et Frontal - Escritorio y frontal</p>
EURO	COD.								
342,00	R1521.1								
571,50	R1511.1								
 <p>H L P L</p> <p>L 80 P82 H102,5</p> <p>41 0,065 3</p>	<p>▪ Modulo Lineare, Pannelli Frontali In Legno, Top In Legno - Vetro</p> <p>▪ Linear Element, Frontal Wooden Panels, Wooden Or Glass Shelf</p> <p>▪ Module Linéaire, Panneaux Frontaux En Bois, Top En Bois Ou Verre</p> <p>▪ Módulo Recto Tapa En Madera - Vidrio - Panel Frontal Madera</p> <table border="1" data-bbox="1061 1299 1244 1400"> <thead> <tr> <th>EURO</th> <th>COD.</th> </tr> </thead> <tbody> <tr> <td>272,50</td> <td>R1621.1</td> </tr> <tr> <td>363,00</td> <td>R1611.1</td> </tr> </tbody> </table>	EURO	COD.	272,50	R1621.1	363,00	R1611.1	<p>ME AC WE</p> <p>TOP LEGNO - Wood shelf Top en bois - Tapa madera</p>	<p>ME AC WE</p> <p>PIANO E FRONTALE - Desktops and Front Plans et Frontal - Escritorio y frontal</p>
EURO	COD.								
272,50	R1621.1								
363,00	R1611.1								
 <p>H L P L</p> <p>L 96 P96 H102,5</p> <p>41 0,090 6</p>	<p>▪ Modulo 90° Angolo Interno, Pannelli Frontali In Legno, Top In Legno - Vetro</p> <p>▪ 90° Internal Angle, Wooden Frontal Panels, Wooden Or Glass Shelf</p> <p>▪ Module 90 Degrés Intérieurs, Panneaux Frontaux En Bois, Top En Bois Ou Verre</p> <p>▪ Módulo 90° Áng. Interno, Tapa En Madera - Vidrio - Panel Frontal Madera</p> <table border="1" data-bbox="1061 1590 1244 1691"> <thead> <tr> <th>EURO</th> <th>COD.</th> </tr> </thead> <tbody> <tr> <td>789,50</td> <td>R1921</td> </tr> <tr> <td>876,50</td> <td>R1911</td> </tr> </tbody> </table>	EURO	COD.	789,50	R1921	876,50	R1911	<p>ME AC WE</p> <p>TOP LEGNO - Wood shelf Top en bois - Tapa madera</p>	<p>ME AC WE</p> <p>PIANO E FRONTALE - Desktops and Front Plans et Frontal - Escritorio y frontal</p>
EURO	COD.								
789,50	R1921								
876,50	R1911								
 <p>H L P L</p> <p>L 146 P146 H102,5</p> <p>89 0,150 10</p>	<p>▪ Modulo 90° Angolo Esterno, Pannelli Frontali In Legno, Top In Legno - Vetro</p> <p>▪ 90° External Angle, Wooden Frontal Panels, Wooden Or Glass Shelf</p> <p>▪ Module 90 Degrés Extérieurs, Panneaux Frontaux En Bois, Top En Bois Ou Verre</p> <p>▪ Módulo 90° Áng. Externo, Tapa En Madera - Vidrio - Panel Frontal Madera</p> <table border="1" data-bbox="1061 1870 1244 1971"> <thead> <tr> <th>EURO</th> <th>COD.</th> </tr> </thead> <tbody> <tr> <td>892,50</td> <td>R1821</td> </tr> <tr> <td>1.019,00</td> <td>R1811</td> </tr> </tbody> </table>	EURO	COD.	892,50	R1821	1.019,00	R1811	<p>ME AC WE</p> <p>TOP LEGNO - Wood shelf Top en bois - Tapa madera</p>	<p>ME AC WE</p> <p>PIANO E FRONTALE - Desktops and Front Plans et Frontal - Escritorio y frontal</p>
EURO	COD.								
892,50	R1821								
1.019,00	R1811								

RECEPTION

 DESCRIZIONE - Description
 Description - Descripción

 COLORI - Colours
 Couleurs - Colores

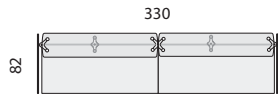
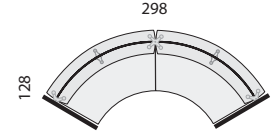
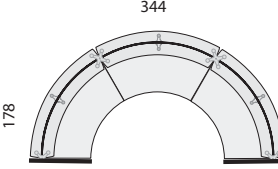
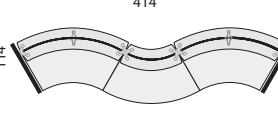
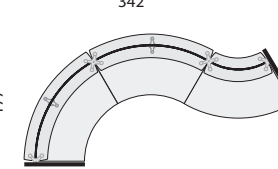
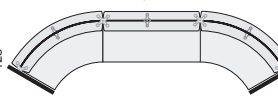
VERSIONE FRONTALI IN LEGNO - Version frontals in wood - Version frontaux en bois - Panel frontal en madera

 <p>H L</p> <p>L 156 P99 H73</p>	<ul style="list-style-type: none"> ▪ Modulo 60° Angolo Interno, Pannelli Frontali In Legno, Piano Colloquio In Legno ▪ 60° Internal Angle, Wooden Frontal Panels, Wooden Worktop ▪ Module 60 Degrés Intérieurs, Panneaux Frontaux En Bois, Plateau Entrevue En Bois ▪ Módulo 60° Áng. Interno, Tapa En Madera, Panel Frontal Madera. <p>63 0,330 3</p>	<table border="1"> <tr><td>ME</td></tr> <tr><td>AC</td></tr> <tr><td>WE</td></tr> </table> <p>PIANO E FRONTALE - Desktops and Front Plans de travail et Frontal - Escritorio y frontal</p> <table border="1"> <tr><th>EURO</th><th>COD.</th></tr> <tr><td>599,00</td><td>R1510</td></tr> </table>	ME	AC	WE	EURO	COD.	599,00	R1510
ME									
AC									
WE									
EURO	COD.								
599,00	R1510								
 <p>H L</p> <p>L 120 P87 H73</p>	<ul style="list-style-type: none"> ▪ Modulo Lineare, Pannelli Frontali In Legno, Piano Colloquio In Legno ▪ Linear Element, Frontal Wooden Panels, Wooden Worktop ▪ Module Linéaire, Panneaux Frontaux En Bois, Plateau Entrevue En Bois ▪ Módulo Recto, Tapa En Madera, Panel Frontal Madera <p>48 0,090 3</p>	<table border="1"> <tr><td>ME</td></tr> <tr><td>AC</td></tr> <tr><td>WE</td></tr> </table> <p>PIANO E FRONTALE - Desktops and Front Plans de travail et Frontal - Escritorio y frontal</p> <table border="1"> <tr><th>EURO</th><th>COD.</th></tr> <tr><td>219,00</td><td>R1721.1</td></tr> </table>	ME	AC	WE	EURO	COD.	219,00	R1721.1
ME									
AC									
WE									
EURO	COD.								
219,00	R1721.1								
 <p>H L</p>	<ul style="list-style-type: none"> ▪ Supp. Intermedio, Collegamento 2 Pannelli Frontali Alti Con Top Reception ▪ Intermedial Support, Connection 2 High Frontal Panels With Reception Top ▪ Support Intermédiaire, Jonction 2 Panneaux Frontaux Hauts Avec Top Reception ▪ Soporte Interm., Uniendo 2 Paneles Frontales Altos Con La Tapa De La Recepción. <p>14 0,047 3</p>	<table border="1"> <tr><td>AL</td></tr> </table> <p>SUPPORTO - Support Support - Soporte</p> <table border="1"> <tr><th>EURO</th><th>COD.</th></tr> <tr><td>147,50</td><td>R1210.1</td></tr> </table>	AL	EURO	COD.	147,50	R1210.1		
AL									
EURO	COD.								
147,50	R1210.1								
 <p>H L</p>	<ul style="list-style-type: none"> ▪ Supp. Intern., Collegam. Pannello Alto Con Top Reception E Pannello Basso Con Piano Colloquio ▪ Intermedial Support, Connection High Panel With Reception Top And Low Panel With Worktop ▪ Support Intermédiaire, Jonction Pan.Haut Avec Top Reception Et Pan.Bas Avec Plat.Entrevue ▪ Soporte Interm., Uni.El Panel Alto Con La Tapa De La Recept.Y El Panel Bajo Con La T.De Colloquio. <p>14 0,047 3</p>	<table border="1"> <tr><td>AL</td></tr> </table> <p>SUPPORTO - Support Support - Soporte</p> <table border="1"> <tr><th>EURO</th><th>COD.</th></tr> <tr><td>156,00</td><td>R1310</td></tr> </table>	AL	EURO	COD.	156,00	R1310		
AL									
EURO	COD.								
156,00	R1310								
 <p>H L</p> <p>L 82 P1,8 H102,5</p>	<ul style="list-style-type: none"> ▪ Supp. Finale Con Fianco In Legno, Per Pannello Frontale Alto Con Top Reception ▪ Final Support With Wooden Side Panel, For High Frontal Panel With Reception Top ▪ Support Finale Avec Côté En Bois, Pour Panneau Frontal Haut Avec Top Reception ▪ Soporte Final Con Costado De Madera, Para Panel Frontal Alto Con La Tapa De La Recepción <p>21 0,055 3</p>	<table border="1"> <tr><td>ME</td></tr> <tr><td>AC</td></tr> <tr><td>WE</td></tr> </table> <p>FIANCO FINALE - End side panel Côté final - Panel lateral</p> <table border="1"> <tr><th>EURO</th><th>COD.</th></tr> <tr><td>131,50</td><td>R1110.1</td></tr> </table>	ME	AC	WE	EURO	COD.	131,50	R1110.1
ME									
AC									
WE									
EURO	COD.								
131,50	R1110.1								
 <p>H L</p> <p>L 670 P1,8 H73</p>	<ul style="list-style-type: none"> ▪ Supp. Finale Con Fianco In Legno, Per Pannello Frontale Basso Con Piano Colloquio ▪ Final Support With Wooden Side Panel, For Low Frontal Panel With Reception Top ▪ Support Finale Avec Côté En Bois, Pour Panneau Frontal Bas Avec Plateau Entrevue ▪ Soporte Final Con Costados De Madera Para La Parte Baja Del Panel Frontal Con La Tapa De La Recepción. <p>18 0,049 3</p>	<table border="1"> <tr><td>ME</td></tr> <tr><td>AC</td></tr> <tr><td>WE</td></tr> </table> <p>FIANCO FINALE - End side panel Côté final - Panel lateral</p> <table border="1"> <tr><th>EURO</th><th>COD.</th></tr> <tr><td>170,50</td><td>R1410</td></tr> </table>	ME	AC	WE	EURO	COD.	170,50	R1410
ME									
AC									
WE									
EURO	COD.								
170,50	R1410								

RECEPTION

DESCRIZIONE - Description
Description - DescriptionCOLORI - Colours
Couleurs - Colores

PROPOSTE DI COMPOSIZIONI - Proposals of compositions - Propositions de composition - Composiciones propuestas

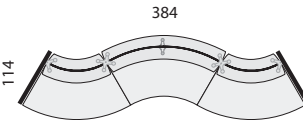
 <p>330 82</p> <p>L 330 P 82 H 102,5</p>	<ul style="list-style-type: none"> ▪ Comp.2 Moduli Dritti Da 160, 1 Supp. Intermedio, 2 Supporti Finali, Frontali Legno ▪ Comp., 2 Straight Cm. 160 Elem., 1 Intermedial Support, 2 Final Supports, Wooden Frontal Panels ▪ Comp., 2 Mod.Droits 160 Cm, 1 Support Interméd., 2 Supp.Finaux, Pann.Frontaux En Bois ▪ Comp. 2 Módulos Rectos 160 Cm, 1 Soporte Intern., 2 Soportes Finales <p>185 0,330 13</p>	<table border="1"> <tr> <td>ME</td> <td>ME</td> </tr> <tr> <td>AC</td> <td>AC</td> </tr> <tr> <td>WE</td> <td>WE</td> </tr> </table> <p>TOP LEGNO - Wood shelf Top en bois - Tapa madera</p> <table border="1"> <tr> <td>EURO</td> <td>COD.</td> </tr> <tr> <td>1.094,50</td> <td>R072.1</td> </tr> <tr> <td>1.553,50</td> <td>R071.1</td> </tr> </table> <p>TOP VETRO Glass shelf Plateau supérieur en verre Tapa vidrio</p> <p>PIANO E FRONTALE - Desktops and Front Plans et Frontal - Escritorio y frontal</p>	ME	ME	AC	AC	WE	WE	EURO	COD.	1.094,50	R072.1	1.553,50	R071.1
ME	ME													
AC	AC													
WE	WE													
EURO	COD.													
1.094,50	R072.1													
1.553,50	R071.1													
 <p>298 128</p> <p>L 298 P 128 H 102,5</p>	<ul style="list-style-type: none"> ▪ Comp.2 Moduli Angolo 60° Interno, 1 Supp. Intermedio, 2 Supporti Finali, Frontali Legno ▪ Comp., 2 Int. 60° Angle Elem., 1 Intermedial Support, 2 Final Supports, Wooden Frontal Panels ▪ Comp., 2 Mod. Angle 60° Intérieur, 1 Support Int., 2 Supp.Fin., Pann.Front.En Bois ▪ Comp. 2 Módulos Áng. Interno 60°, 1 Soporte Intern., 2 Soportes Finales <p>194 0,995 13</p>	<table border="1"> <tr> <td>ME</td> <td>ME</td> </tr> <tr> <td>AC</td> <td>AC</td> </tr> <tr> <td>WE</td> <td>WE</td> </tr> </table> <p>TOP LEGNO - Wood shelf Top en bois - Tapa madera</p> <table border="1"> <tr> <td>EURO</td> <td>COD.</td> </tr> <tr> <td>2.067,50</td> <td>R032.1</td> </tr> <tr> <td>2.631,50</td> <td>R031.1</td> </tr> </table> <p>TOP VETRO Glass shelf Plateau supérieur en verre Tapa vidrio</p> <p>PIANO E FRONTALE - Desktops and Front Plans et Frontal - Escritorio y frontal</p>	ME	ME	AC	AC	WE	WE	EURO	COD.	2.067,50	R032.1	2.631,50	R031.1
ME	ME													
AC	AC													
WE	WE													
EURO	COD.													
2.067,50	R032.1													
2.631,50	R031.1													
 <p>344 178</p> <p>L 344 P 178 H 102,5</p>	<ul style="list-style-type: none"> ▪ Comp.3 Moduli Angolo 60° Interno, 2 Supporti Intermedi, 2 Supporti Finali, Frontali Legno ▪ Comp., 3 Int. 60° Angle Elem., 2 Intermedial Supports, 2 Final Supports, Wooden Frontal Panels ▪ Comp., 3 Mod.Angle 60° Intérieur, 2 Support Intern., 2 Supp.Finaux, Pann.Frontaux En Bois ▪ Comp. 3 Módulos Áng. Interno 60°, 2 Soporte Intern., 2 Soportes Finales <p>276 1,460 18</p>	<table border="1"> <tr> <td>ME</td> <td>ME</td> </tr> <tr> <td>AC</td> <td>AC</td> </tr> <tr> <td>WE</td> <td>WE</td> </tr> </table> <p>TOP LEGNO - Wood shelf Top en bois - Tapa madera</p> <table border="1"> <tr> <td>EURO</td> <td>COD.</td> </tr> <tr> <td>3.043,50</td> <td>R082.1</td> </tr> <tr> <td>3.889,50</td> <td>R081.1</td> </tr> </table> <p>TOP VETRO Glass shelf Plateau supérieur en verre Tapa vidrio</p> <p>PIANO E FRONTALE - Desktops and Front Plans et Frontal - Escritorio y frontal</p>	ME	ME	AC	AC	WE	WE	EURO	COD.	3.043,50	R082.1	3.889,50	R081.1
ME	ME													
AC	AC													
WE	WE													
EURO	COD.													
3.043,50	R082.1													
3.889,50	R081.1													
 <p>414 114</p> <p>L 414 P 114 H 102,5</p>	<ul style="list-style-type: none"> ▪ Comp.2 Moduli Ang. 60° Int., 1 Modulo Ang. 60° Est., 2 Supp.Intern., 2 Supp.Finali, Front.Legno ▪ Comp., 2 Int.60°Angle Elem., 1 Ext.60°Angle Elem., 2 Intern.Supp., 2 Final Supp., Wood.Front.Pan. ▪ Comp., 2 Mod.Ang.60°Int., 1 Mod.Ang.60°Ext., 2 Supp.Int., 2 Supp.Fin., Pann.Front.En Bois ▪ Comp. 2 Mód.Áng. Int.60°, 1 Mód.Áng. Ext.60°, 2 Soporte Intern., 2 Soportes Finales <p>257 1,240 18</p>	<table border="1"> <tr> <td>ME</td> <td>ME</td> </tr> <tr> <td>AC</td> <td>AC</td> </tr> <tr> <td>WE</td> <td>WE</td> </tr> </table> <p>TOP LEGNO - Wood shelf Top en bois - Tapa madera</p> <table border="1"> <tr> <td>EURO</td> <td>COD.</td> </tr> <tr> <td>2.833,00</td> <td>R172.1</td> </tr> <tr> <td>3.563,00</td> <td>R171.1</td> </tr> </table> <p>TOP VETRO Glass shelf Plateau supérieur en verre Tapa vidrio</p> <p>PIANO E FRONTALE - Desktops and Front Plans et Frontal - Escritorio y frontal</p>	ME	ME	AC	AC	WE	WE	EURO	COD.	2.833,00	R172.1	3.563,00	R171.1
ME	ME													
AC	AC													
WE	WE													
EURO	COD.													
2.833,00	R172.1													
3.563,00	R171.1													
 <p>342 177</p> <p>L 342 P 177 H 102,5</p>	<ul style="list-style-type: none"> ▪ Comp.2 Moduli Ang. 60° Int., 1 Modulo Ang. 60° Est., 2 Supp.Intern., 2 Supp.Finali, Front.Legno ▪ Comp., 2 Int.60°Angle Elem., 1 Ext.60°Angle Elem., 2 Intern.Supp., 2 Final Supp., Wood.Front.Pan. ▪ Comp., 2 Mod.Ang.60°Int., 1 Mod.Ang.60°Ext., 2 Supp.Int., 2 Supp.Fin., Pann.Front.En Bois ▪ Comp. 2 Mód.Áng.Int.60°, 1 Mód.Áng. Ext.60°, 2 Soporte Intern., 2 Soportes Finales <p>257 1,240 18</p>	<table border="1"> <tr> <td>ME</td> <td>ME</td> </tr> <tr> <td>AC</td> <td>AC</td> </tr> <tr> <td>WE</td> <td>WE</td> </tr> </table> <p>TOP LEGNO - Wood shelf Top en bois - Tapa madera</p> <table border="1"> <tr> <td>EURO</td> <td>COD.</td> </tr> <tr> <td>2.833,00</td> <td>R322.1</td> </tr> <tr> <td>3.563,00</td> <td>R321.1</td> </tr> </table> <p>TOP VETRO Glass shelf Plateau supérieur en verre Tapa vidrio</p> <p>PIANO E FRONTALE - Desktops and Front Plans et Frontal - Escritorio y frontal</p>	ME	ME	AC	AC	WE	WE	EURO	COD.	2.833,00	R322.1	3.563,00	R321.1
ME	ME													
AC	AC													
WE	WE													
EURO	COD.													
2.833,00	R322.1													
3.563,00	R321.1													
 <p>457 128</p> <p>L 457 P 128 H 102,5</p>	<ul style="list-style-type: none"> ▪ Comp.2 Moduli Ang. 60° Int., 1 Modulo Lineare Da 160, 2 Supp.Intern., 2 Supp.Finali, Front.Legno ▪ Comp., 2 Int.60°Angle Elem., 1 Linear Elem.Cm. 160, 2 Intern.Supp., 2 Final Supp., Wood.Front.Pan. ▪ Comp., 2 Mod.Ang.60°Int., 1 Modulo Lin.160 Cm, 2 Supp.Int., 2 Supp.Fin., Pann.Front.En Bois ▪ Comp. 2 Mód.Áng.Int.60°, 1 Módulo Recto De 160 Cm, 2 Sop.Intern., 2 Soportes Finales <p>272 1,125 18</p>	<table border="1"> <tr> <td>ME</td> <td>ME</td> </tr> <tr> <td>AC</td> <td>AC</td> </tr> <tr> <td>WE</td> <td>WE</td> </tr> </table> <p>TOP LEGNO - Wood shelf Top en bois - Tapa madera</p> <table border="1"> <tr> <td>EURO</td> <td>COD.</td> </tr> <tr> <td>2.557,00</td> <td>R132.1</td> </tr> <tr> <td>3.350,50</td> <td>R131.1</td> </tr> </table> <p>TOP VETRO Glass shelf Plateau supérieur en verre Tapa vidrio</p> <p>PIANO E FRONTALE - Desktops and Front Plans et Frontal - Escritorio y frontal</p>	ME	ME	AC	AC	WE	WE	EURO	COD.	2.557,00	R132.1	3.350,50	R131.1
ME	ME													
AC	AC													
WE	WE													
EURO	COD.													
2.557,00	R132.1													
3.350,50	R131.1													

RECEPTION

DESCRIZIONE - Description
Description - Descripción

COLORI - Colours
Couleurs - Colores

PROPOSTE DI COMPOSIZIONI - Proposals of compositions - Propositions de composition - Composiciones propuestas



384
114


- **Comp.1 Modulo Ang. 60° Int., 2 Moduli Ang. 60° Est., 2 Supp.Interm., 2 Supp.Finali, Front.Legno**
- Comp., 1 Int.60°Angle Elem., 2 Ext.60°Angle Elem., 2 Intern.Supp., 2 Final Supp., Wood.Front.Pan.
- Comp., 1 Mod.Ang.Int.60°, 2 Mod.Ang.Ext.60°, 2 Supp.Int., 2 Supp.Fin., Pann.Front.En Bois
- Comp. 1 Mód.Áng. Int.60°, 2 Mód.Áng. Externo 60°, 2 Soporte Interm., 2 Soportes Finales

EURO	COD.
2.622,50	R142.1
3.236,50	R141.1




ME	ME
AC	AC
WE	WE

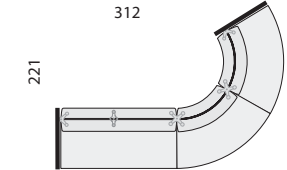
TOP LEGNO - Wood shelf
Top en bois - Tapa madera

PIANO E FRONTALE - Desktops and Front
Piano et Frontal - Escritorio y frontal



L 384 P 114 H 102,5

 **237**  **1,012**  **18**



312
221


- **Comp.2 Moduli Ang. 60° Est., 1 Modulo Lineare Da 160, 2 Supp.Interm., 2 Supp.Finali, Front.Legno**
- Comp., 2 Int.60° Angle Elem., Linear Elem.Cm. 160, 2 Intern.Supp., 2 Final Supp., Wood.Front.Pan.
- Comp., 2 Mod.Ang.60°Ext., 1 Mod. Lin.160 Cm, 2 Supp.Intér., 2 Supp.Fin., Pann.Front.En Bois
- Comp. 2 Mód.Áng. Ext.60°, 1 Módulo Recto De 160 Cm, 2 Sop.Interm., 2 Soportes Finales

EURO	COD.
2.136,00	R212.1
2.697,50	R211.1




ME	ME
AC	AC
WE	WE

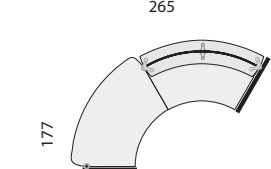
TOP LEGNO - Wood shelf
Top en bois - Tapa madera

PIANO E FRONTALE - Desktops and Front
Piano et Frontal - Escritorio y frontal



L 312 P 221 H 102,5

 **233**  **0,675**  **18**



265
177


- **Comp. Modulo Ang. 60° Int., Modulo 60° Int.Piano Coll.Later., Supp.Interm., 2 Supp.Finali, Fr.Legno**
- Comp., Int.60°Angle Elem., Int.60°Angle Elem.Lat.Recep.Top, Int.Supp., 2 Fin.Supp., Wood.Front.Pan.
- Comp., 2 Mod.Ang.60°Int., Mod.Ang.60°Int.Plat.En.Cent., 1 Sup.Int., 2 Supp.Fin., Pan.Fr.En Bois
- Comp. 1 Mód.Áng.Int.60°, 1 Mód.Áng. Ext.Tapa Coloquio 60°, 1 Sop.Interm., 2 Sop.Finales

EURO	COD.
1.885,50	R461
2.167,50	R451




ME	ME
AC	AC
WE	WE

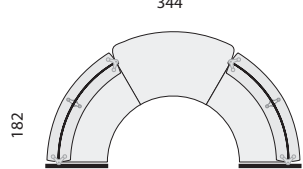
TOP LEGNO - Wood shelf
Top en bois - Tapa madera

PIANO E FRONTALE - Desktops and Front
Piano et Frontal - Escritorio y frontal



L 265 P 177 H 73/102,5

 **168**  **0,832**  **12**



344
182


- **Comp.2 Moduli Ang. 60° Int., Modulo 60° Int.Piano Coll.Later., 2 Supp.Int., 2 Supp.Finali, Fr.Legno**
- Comp., 2 Int.60°Angle Elem., Int.60°Angle El.Lat.Rec.Top, 2 Int.Supp., 2 Fin.Supp., Wood.Front.Pan.
- Comp., 2 Mod.Ang.60°Int., 1 Mod.Ang.60°Int.Plat.Entr.Lat., 2 Supp.Int., 2 Supp.Fin., Pann.Front.En Bois
- Comp. 2 Mód.Áng. Int.60°, 1 Mód.Áng. Ext.Tapa Coloquio 60°, 2 Sop.Interm., 2 Sop.Finales

EURO	COD.
2.831,00	R542
3.395,00	R541




ME	ME
AC	AC
WE	WE

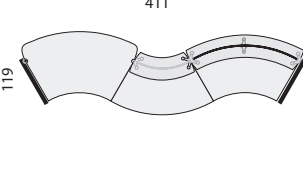
TOP LEGNO - Wood shelf
Top en bois - Tapa madera

PIANO E FRONTALE - Desktops and Front
Piano et Frontal - Escritorio y frontal



L 344 P 182 H 73/102,5

 **254**  **1,301**  **17**



411
119


- **Comp. Mod.Ang.60° Int., Mod.Ang.60° Est., Mod.60° Int.Piano Coll.Late., 2 Supp.Interm., 2 Supp.Fin., Front.Legno**
- Comp. Int.60°Ang.Elem, 60°Ext.Ang.Elem, Int.60°Ang.Elem.Lat.Rec.Top, 2 Int.Supp, 2 Fin.Supp, Wood.Front.Pan
- Comp., Mod.Ang.60°Int., Mod.Angle 60°Ext., Mod.Ang.60°Int.Plat.Entr.Lat., 2 Supp.Int., 2 Supp.Fin,
- Comp. 1 Mód.Áng.Int.60°, 1 Mód.Áng.Ext.60°, 1 Mód.Áng.Int.Tapa Coloquio 60°, 2 Sop.Int., 2 Sop.Fin.

EURO	COD.
2.651,00	R552
3.099,00	R551




ME	ME
AC	AC
WE	WE

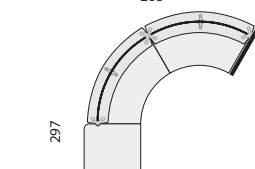
TOP LEGNO - Wood shelf
Top en bois - Tapa madera

PIANO E FRONTALE - Desktops and Front
Piano et Frontal - Escritorio y frontal



L 411 P 119 H 73/102,5

 **232**  **1,075**  **17**



268
297


- **Comp.2 Moduli Ang. 60° Int., Mod. Linea.Piano Coll.Later., 2 Supp.Inter., 2 Supp.Finali, Front.Legno**
- Comp., 2 Int.60°Angle Elem, Linear Elem.Lat.Rec.Top, 2 Inter.Supp., 2 Final Supp., Wood.Front.Pan.
- Comp., 2 Mod. Ang.60°Int., Mod.Lin.Plat.Entr.Lat., 2 Supp.Int., 2 Supp.Fin., Pan.Front.En Bois
- Comp. 2 Mód.Áng.Int.60°, 1 Mód.Recto De Tapa Coloq., 2 Sop.Int., 2 Sop.Finales

EURO	COD.
2.481,50	R511
3.045,50	R501




ME	ME
AC	AC
WE	WE

TOP LEGNO - Wood shelf
Top en bois - Tapa madera

PIANO E FRONTALE - Desktops and Front
Piano et Frontal - Escritorio y frontal



L 268 P 297 H 73/102,5

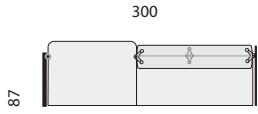
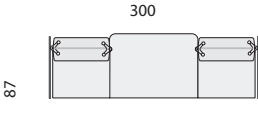
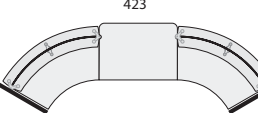
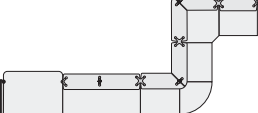
 **236**  **1,068**  **17**

RECEPTION

DESCRIZIONE - Description
Description - Descripción

COLORI - Colours
Couleurs - Colores

PROPOSTE DI COMPOSIZIONI - Proposals of compositions - Propositions de composition - Composiciones propuestas

 <p>300 87</p> <p>L 300 P 87 H73/102,5</p>	<ul style="list-style-type: none"> ▪ Comp.Modulo Line.Da 160, Modulo Line.Piano Coll.Later., Supp.Intern., 2 Supp.Finali, Front.Legno ▪ Comp., Lin.Elem.Cm. 160, Lin.Elem.Lateral Rec.Top, Intern.Support, 2 Final Supp., Wood.Front.Pan. ▪ Comp., Mod.Lin.160 Cm, Plateau Entrevue Lateral, Supp.Int., 2 Supp. Fin., Pann. Front.En Bois ▪ Comp. 1 Mód.Recto De Tapa Coloquio, 1 Mód.Recto De 160 Cm, 1 Sop.Intern., 2 Sop.Fin. <p>149 0,263 12</p>	<table border="1"> <thead> <tr> <th>EURO</th> <th>COD.</th> </tr> </thead> <tbody> <tr> <td>1.019,00</td> <td>R562</td> </tr> <tr> <td>1.248,50</td> <td>R561</td> </tr> </tbody> </table> <p>TOP VETRO Glass shelf Plateau supérieur en verre Tapa vidrio</p>	EURO	COD.	1.019,00	R562	1.248,50	R561	<table border="1"> <tr> <td>ME</td> <td>ME</td> </tr> <tr> <td>AC</td> <td>AC</td> </tr> <tr> <td>WE</td> <td>WE</td> </tr> </table> <p>TOP LEGNO - Wood shelf Top en bois - Tapa madera</p> <p>PIANO E FRONTALE - Desktops and Front Plans et Frontal - Escritorio y frontal</p>	ME	ME	AC	AC	WE	WE
EURO	COD.														
1.019,00	R562														
1.248,50	R561														
ME	ME														
AC	AC														
WE	WE														
 <p>300 87</p> <p>L 300 P 87 H73/102,5</p>	<ul style="list-style-type: none"> ▪ Comp.2 Mod.Linea. Da 80, Mod.Linea., Piano Coll.Centr., 2 Supp.Intern., 2 Supp.Finali, Front.Legno ▪ Comp., 2 Lin.Elem.Cm.80, Lin.Elem., Cent.Rec.Top, 2 Intern.Supp., 2 Final Supp., Wood.Front.Pan. ▪ Comp., 2 Mod.Lin.Cm.80, Mod.Lin.Plat.Entr.Cen., 2 Supp.Int., 2 Supp.Fin., Pann.Front.En Bois ▪ Comp. 1 Mód.Recto De Tapa Coloquio, 2 Mód.Recto De 80 Cm, 2 Sop.Int., 2 Sop.Finales <p>161 0,278 17</p>	<table border="1"> <thead> <tr> <th>EURO</th> <th>COD.</th> </tr> </thead> <tbody> <tr> <td>1.339,00</td> <td>R572</td> </tr> <tr> <td>1.520,00</td> <td>R571</td> </tr> </tbody> </table> <p>TOP VETRO Glass shelf Plateau supérieur en verre Tapa vidrio</p>	EURO	COD.	1.339,00	R572	1.520,00	R571	<table border="1"> <tr> <td>ME</td> <td>ME</td> </tr> <tr> <td>AC</td> <td>AC</td> </tr> <tr> <td>WE</td> <td>WE</td> </tr> </table> <p>TOP LEGNO - Wood shelf Top en bois - Tapa madera</p> <p>PIANO E FRONTALE - Desktops and Front Plans et Frontal - Escritorio y frontal</p>	ME	ME	AC	AC	WE	WE
EURO	COD.														
1.339,00	R572														
1.520,00	R571														
ME	ME														
AC	AC														
WE	WE														
 <p>423 137</p> <p>L 423 P 137 H73/102,5</p>	<ul style="list-style-type: none"> ▪ Comp.2 Mod.Ang. 60° Int., Mod.Lin., Piano Coll.Centr., 2 Supp.Intern., 2 Supp.Finali, Front.Legno ▪ Comp., 2 Int.60°Ang.Elem, Lin.Elem., Cent.Rec.Top, 2 Intern.Supp., 2 Fin.Supp., Wood.Front.Pan. ▪ Comp., 2 Mod.Ang.60° Intér, Mod.Lin., Plat.Entr.Cen., 2 Sup.Int., 2 Supp. Fin., Pan.Front.En Bois ▪ Comp. 2 Mód.Áng.Interno 60°, 1 Mód.Recto De Tapa Coloquio, 2 Sop.Int., 2 Sop.Finales <p>239 1,069 17</p>	<table border="1"> <thead> <tr> <th>EURO</th> <th>COD.</th> </tr> </thead> <tbody> <tr> <td>2.451,00</td> <td>R582</td> </tr> <tr> <td>3.015,00</td> <td>R581</td> </tr> </tbody> </table> <p>TOP VETRO Glass shelf Plateau supérieur en verre Tapa vidrio</p>	EURO	COD.	2.451,00	R582	3.015,00	R581	<table border="1"> <tr> <td>ME</td> <td>ME</td> </tr> <tr> <td>AC</td> <td>AC</td> </tr> <tr> <td>WE</td> <td>WE</td> </tr> </table> <p>TOP LEGNO - Wood shelf Top en bois - Tapa madera</p> <p>PIANO E FRONTALE - Desktops and Front Plans et Frontal - Escritorio y frontal</p>	ME	ME	AC	AC	WE	WE
EURO	COD.														
2.451,00	R582														
3.015,00	R581														
ME	ME														
AC	AC														
WE	WE														
 <p>370 0,800 35</p>	<ul style="list-style-type: none"> ▪ Comp.Mod.Ang. 90° Est., Mod.Ang. 90° Int., Mod.Lineari, Mod.Lin.Da 120 Piano Coll.Later., 4 Supp.Intern., 2 Supp.Fin. ▪ Comp., Ext. 90°Ang.El.,Int.90°Angle El.,2 Lin.El.Cm.80 And 160, Lin.El.Cm.120 Lat.Rec.Top,4 Int.Supp.,2 Fin.Supp. ▪ Comp.,Mod.Ang. 90°Ext.,Mod.Ang.90°Int.,Mod. Droits 80 Et 160,Mod.Lin.120 Plat.Ent.Lat.,4 Supp. Int.,2 Supp. ▪ Comp. 1 Mód.Áng. Ext.90°, Mód.Áng. Int.90°, 2 Mód.Recto De 80 Y 160, 4 Sop.Intern., 2 Sop.Fin. 	<table border="1"> <thead> <tr> <th>EURO</th> <th>COD.</th> </tr> </thead> <tbody> <tr> <td>3.416,00</td> <td>R2021</td> </tr> <tr> <td>3.949,50</td> <td>R2011</td> </tr> </tbody> </table> <p>TOP VETRO Glass shelf Plateau supérieur en verre Tapa vidrio</p>	EURO	COD.	3.416,00	R2021	3.949,50	R2011	<table border="1"> <tr> <td>ME</td> <td>ME</td> </tr> <tr> <td>AC</td> <td>AC</td> </tr> <tr> <td>WE</td> <td>WE</td> </tr> </table> <p>TOP LEGNO - Wood shelf Top en bois - Tapa madera</p> <p>PIANO E FRONTALE - Desktops and Front Plans et Frontal - Escritorio y frontal</p>	ME	ME	AC	AC	WE	WE
EURO	COD.														
3.416,00	R2021														
3.949,50	R2011														
ME	ME														
AC	AC														
WE	WE														