



listino prezzi | price list

gennaio | january 2009

 **VICHI**

ARDEA KIT - SEDUTE IN PRONTA CONSEGNA

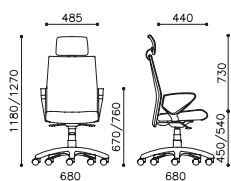
MODELLI CONFORMI AL D.L. 626/94



SCocca: in metallo.
CARTER SEDILE: polipropilene goffrato nero.
IMBOTTITURA SEDILE: poliuretano schiumato.
IMBOTTITURA SCHIENALE: poliuretano espanso.
BRACCIOLI: in alluminio lucido con appoggio rivestito in pelle.
MECCANISMO: sincronizzato.
BASE GIREVOLE: a 5 razze in alluminio lucido.
RUOTE: autofrenanti in gomma.
BASE FISSA: a cantilever in tubolare di metallo cromato.
RIVESTIMENTI: sedile e schienale in pelle nera, retroschiena in finta pelle nera.

SHELL: metal frame.
OUTER SHELL: SEAT embossed black polypropylene.
UPHOLSTERY: SEAT injected foam; BACK expanded polyurethane.
ARMRESTS: FIXED in polished aluminium with leather caps.
MECHANISM: synchro seat/back.
SWIVEL BASE: 5 stars polished aluminum base.
CASTORS: selfbraking rubber.
FIXED BASE: chromed cantilever.
COVERINGS: seat and back in black leather, outer back shell in black imitation leather.

Caratteristiche



Poltrona a schienale medio con poggiatesta, reclinabile con appoggio lombare regolabile, meccanismo sincronizzato, sedile girevole ed elevabile, braccioli fissi in alluminio, ruote gomma.
Medium back reclining armchair with headrest, with adjustable lumbar support, synchro mechanism, swivel and height adjustable seat, fixed aluminium armrests with upholstered cap, aluminium base, rubber castors.



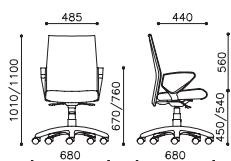
Kg
25,80



mc
0,39

		Articolo	Cat. E
Scocca rivestita in PELLE NERA. BLACK LEATHER shell.	Braccioli e base lucidi. Polished arms and base.	EK902	467

Caratteristiche



Poltrona a schienale medio, reclinabile con appoggio lombare regolabile, meccanismo sincronizzato, sedile girevole ed elevabile, braccioli fissi in alluminio con appoggio rivestito, base in alluminio, ruote gomma.
Medium back reclining armchair, with adjustable lumbar support, synchro mechanism, swivel and height adjustable seat, fixed aluminium armrests with upholstered cap, aluminium base, rubber castors.



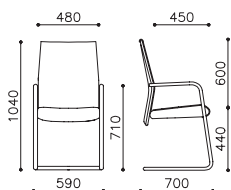
Kg
24,20



mc
0,33

		Articolo	Cat. E
Scocca rivestita in PELLE NERA. BLACK LEATHER shell.	Braccioli e base lucidi. Polished arms and base.	EK402	432

Caratteristiche



Poltrona a schienale medio, base fissa a cantilever con braccioli integrati.
Medium back armchair, fixed cantilever base with integrated armrests.



Kg
18,80



mc
0,42

t.ml

p.mq

		Articolo	Cat. E
Scocca rivestita in PELLE NERA. BLACK LEATHER shell.	Base cromata. Chromed base.	EK202	317

RIVESTIMENTO: sedile e schienale in pelle nera, retroschiena in finta pelle nera.
COVERING: seat and back in black leather, outer back shell in imitation leather.



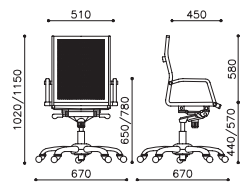
APREA KIT - SEDUTE IN PRONTA CONSEGNA

FINE SERIE: DISPONIBILE SU RICHIESTA - SOLD-OUT: AVAILABLE ON DEMAND

SCOCCA: in tubolare di metallo cromato.
BRACCIOLI: in tubolare di metallo cromato.
MECCANISMO: oscillante a fulcro decentrato.
BASE GIREVOLE: a 5 razze in alluminio lucido.
RUOTE: autofrenanti in gomma.
BASE FISSA: a cantilever in tubolare di metallo cromato con appoggio in polipropilene nero.
RIVESTIMENTI: sedile e schienale in rete nera.

SHELL: chromed metal tube.
ARMRESTS: FIXED in chromed metal tube.
MECHANISM: advanced pivoting tilting.
SWIVEL BASE: 5 stars polished aluminum base.
CASTORS: selfbraking rubber.
FIXED BASE: chromed cantilever with black polypropylene caps.
COVERINGS: seat and back in black net.

Caratteristiche



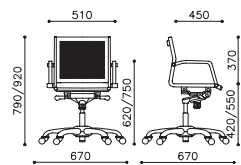
Poltrona a schienale alto, scocca reclinabile in rete portante nera, meccanismo oscillante, sedile girevole ed elevabile, braccioli fissi in metallo, base in alluminio, ruote gomma.
High back armchair, reclining black net shell, tilting mechanism, swivel and height adjustable seat, fixed metal armrests, aluminium base, rubber castors.

 **Kg**
21,50

 **mc**
0,40

		Articolo	Rete - net
Scocca in RETE NERA. BLACK NET shell.	Braccioli cromati, base lucida. Chromed arms, polished base.	FK902	468

Caratteristiche



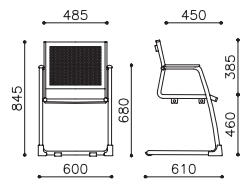
Poltrona a schienale medio, scocca reclinabile in rete portante nera, meccanismo oscillante, sedile girevole ed elevabile, braccioli fissi in metallo, base in alluminio, ruote gomma.
Medium back armchair, reclining black net shell, tilting mechanism, swivel and height adjustable seat, fixed metal armrests, aluminium base, rubber castors.

 **Kg**
19,50


 **mc**
0,27


		Articolo	Rete - net
Scocca in RETE NERA. BLACK NET shell.	Braccioli cromati, base lucida. Chromed arms, polished base.	FK402	446

Caratteristiche



Poltrona a schienale medio, scocca in rete portante nera, base fissa a cantilever con braccioli integrati.
Medium back armchair, black supporting net shell, fixed cantilever base with integrated armrests.

 **Kg**
16,40

 **mc**
0,30

		Articolo	Rete - net
Scocca in RETE NERA. BLACK NET shell.	Copertura braccioli in polipropilene nero, base cromata. Black polypropylene arm caps, chromed base.	FK202	401

RIVESTIMENTO: sedile e schienale in rete nera.
COVERING: seat and back in black net.



BURSA KIT - SEDUTE IN PRONTA CONSEGNA

MODELLI CONFORMI AL D.L. 626/94 E CERTIFICATI EN 1335.

SCOCCA SEDILE: multistrato di legno.

SCOCCA SCHIENALE: polipropilene rinforzato (versione imbottita); telaio in metallo rivestito con tessuto portante Acrobat, colore nero (versione rete), o ABS nero lucido (solo per modelli SK).

CARTER ESTERNI: in polipropilene goffrato nero (solo per modelli a schienale imbottito).

IMBOTTITURA: sedile e schienale in poliuretano espanso ignifugo.

BRACCIOLI: FISSI in polipropilene rinforzato.

MECCANISMI: contatto permanente con "antishock".

BASE FISSA: a quattro gambe verniciata nera.

BASE GIREVOLE: a cinque razze in poliammide nera.

RUOTE: autofrenanti in gomma o piedini fissi.

SEAT SHELL: pressed plywood.

BACK SHELL: reinforced polypropylene (upholstered version); metal frame with black Acrobat net (net version) or black ABS plastic (only for SK models).

OUTER SHELL: black embossed polypropylene (available only for upholstered back models).

UPHOLSTERY: expanded fireproof foam.

ARMRESTS: FIXED reinforced polypropylene.

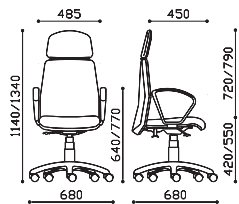
MECHANISM: permanent contact with "return prevention".

FIXED BASE: 4 legs black metal tube frame.

SWIVEL BASE: polyamide 5 stars base.

CASTORS: rubber self-braking or glides.

Caratteristiche



Poltrona a schienale medio con poggiatesta, elevabile e reclinabile, sedile girevole ed elevabile, braccioli fissi in polipropilene, base in poliammide, ruote gomma.

Medium back reclining armchair with headrest, swivel seat with height adjustment, fixed polypropylene armrests, polyamide base, rubber castors.



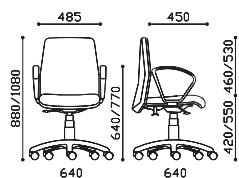
Kg
19,2



mc
0,41

	Articolo	Cat. A
Contatto permanente con antishock, braccioli e base neri. Permanent contact with "return prevention", black arms and base.	Riv. AA02 NERO Fabric AA2 BLACK	PK902 215
	Riv. AA20 ARANCIONE Fabric AA20 ORANGE	PK920 215
	Riv. AA36 BLU SCURO Fabric AA36 DARK BLUE	PK936 215
	Riv. AA26 BLU CHIARO Fabric AA26 LIGHT BLUE	PK926 215
	Riv. AA07 ROSSO Fabric AA07 RED	PK907 215

Caratteristiche



Poltrona a schienale medio, elevabile e reclinabile, sedile girevole ed elevabile, braccioli fissi in polipropilene, base in poliammide, ruote gomma.

Medium back reclining armchair, swivel seat with height adjustment, fixed polypropylene armrests, polyamide base, rubber castors.



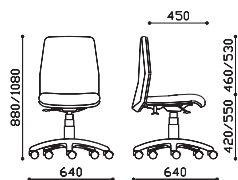
Kg
17,2



mc
0,25

	Articolo	Cat. A
Contatto permanente con antishock, braccioli e base neri. Permanent contact with "return prevention", black arms and base.	Riv. AA02 NERO Fabric AA2 BLACK	PK402 174
	Riv. AA20 ARANCIONE Fabric AA20 ORANGE	PK420 174
	Riv. AA36 BLU SCURO Fabric AA36 DARK BLUE	PK436 174
	Riv. AA26 BLU CHIARO Fabric AA26 LIGHT BLUE	PK426 174
	Riv. AA07 ROSSO Fabric AA07 RED	PK407 174

Caratteristiche



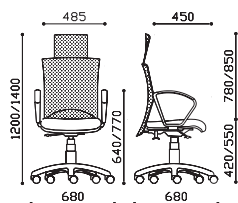
Sedia a schienale medio, elevabile e reclinabile, sedile girevole ed elevabile, base in poliammide, ruote gomma.
 Medium back reclining chair, swivel seat with height adjustment, polyamide base, rubber castors.


 Kg
 15,2


 mc
 0,25

	Articolo	Cat. A
Contatto permanente con antishock, base nera. Permanent contact with "return prevention", black base.	Riv. AA02 NERO Fabric AA2 BLACK	PK302 156
	Riv. AA20 ARANCIONE Fabric AA20 ORANGE	PK320 156
	Riv. AA36 BLU SCURO Fabric AA36 DARK BLUE	PK336 156
	Riv. AA26 BLU CHIARO Fabric AA26 LIGHT BLUE	PK326 156
	Riv. AA07 ROSSO Fabric AA07 RED	PK307 156

Caratteristiche



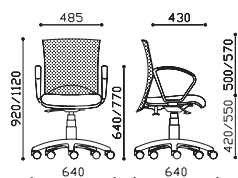
Poltrona a schienale medio con poggiatesta, in rete, elevabile e reclinabile, sedile imbottito girevole ed elevabile, braccioli fissi in polipropilene, base poliammide, ruote gomma.
 Medium mesh back reclining armchair, with mesh headrest, swivel upholstered seat with height adjustment, fixed polypropylene armrests, polyamide base, rubber castors.


 Kg
 20,5


 mc
 0,41

	Articolo	Cat. A
Contatto permanente con antishock, braccioli e base neri. Permanent contact with "return prevention", black arms and base.	Riv. AA02 NERO Fabric AA2 BLACK	RK902 228
	Riv. AA20 ARANCIONE Fabric AA20 ORANGE	RK920 228
	Riv. AA36 BLU SCURO Fabric AA36 DARK BLUE	RK936 228
	Riv. AA26 BLU CHIARO Fabric AA26 LIGHT BLUE	RK926 228
	Riv. AA07 ROSSO Fabric AA07 RED	RK907 228

Caratteristiche



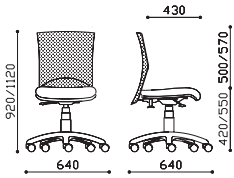
Poltrona a schienale medio, in rete, elevabile e reclinabile, sedile imbottito girevole ed elevabile, braccioli fissi in polipropilene, base poliammide, ruote gomma.
 Medium mesh back reclining armchair, swivel upholstered seat with height adjustment, fixed polypropylene armrests, polyamide base, rubber castors.


 Kg
 18,5


 mc
 0,25

	Articolo	Cat. A
Contatto permanente con antishock, braccioli e base neri. Permanent contact with "return prevention", black arms and base.	Riv. AA02 NERO Fabric AA2 BLACK	RK402 208
	Riv. AA20 ARANCIONE Fabric AA20 ORANGE	RK420 208
	Riv. AA36 BLU SCURO Fabric AA36 DARK BLUE	RK436 208
	Riv. AA26 BLU CHIARO Fabric AA26 LIGHT BLUE	RK426 208
	Riv. AA07 ROSSO Fabric AA07 RED	RK407 208

Caratteristiche



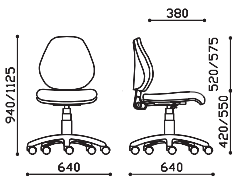
Sedia a schienale medio, in rete, elevabile e reclinabile, sedile imbottito girevole ed elevabile, base poliammide, ruote gomma.
 Medium mesh back reclining chair, swivel upholstered seat with height adjustment, polyamide base, rubber castors.


Kg
16,5


mc
0,25

	Articolo	Cat. A
Contatto permanente con antishock, base nera. Permanent contact with "return prevention", black base.	Riv. AA02 NERO Fabric AA2 BLACK	RK302 191
	Riv. AA20 ARANCIONE Fabric AA20 ORANGE	RK320 191
	Riv. AA36 BLU SCURO Fabric AA36 DARK BLUE	RK336 191
	Riv. AA26 BLU CHIARO Fabric AA26 LIGHT BLUE	RK326 191
	Riv. AA07 ROSSO Fabric AA07 RED	RK307 191

Caratteristiche



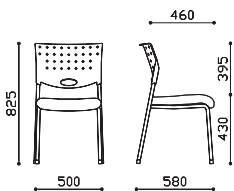
Sedia a schienale basso elevabile e reclinabile, sedile girevole ed elevabile, base poliammide, ruote gomma.
 Low back reclining chair, swivel seat with height adjustment, polyamide base, rubber castors.


Kg
12


mc
0,15

	Articolo	Cat. A
Reggisch. basculante, reg. altezza manuale, base nera. Reclining back, height adjustment by hand, black base.	Riv. AA02 NERO Fabric AA2 BLACK	DK002 103
	Riv. AA20 ARANCIONE Fabric AA20 ORANGE	DK020 103
	Riv. AA36 BLU SCURO Fabric AA36 DARK BLUE	DK036 103
	Riv. AA26 BLU CHIARO Fabric AA26 LIGHT BLUE	DK026 103
	Riv. AA07 ROSSO Fabric AA07 RED	DK007 103

Caratteristiche



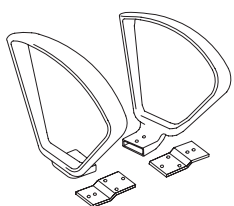
Sedia a schienale basso in ABS a vista, sedile imbottito, base fissa a 4 gambe.
 Low back ABS chair, upholstered seat, fixed 4 legs base.


Kg
12,5


mc
0,30

	Articolo	Cat. A
Schienale e base neri. Black back and base.	Riv. AA02 NERO Fabric AA2 BLACK	SK002 67
	Riv. AA20 ARANCIONE Fabric AA20 ORANGE	SK020 67
	Riv. AA36 BLU SCURO Fabric AA36 DARK BLUE	SK036 67
	Riv. AA26 BLU CHIARO Fabric AA26 LIGHT BLUE	SK026 67
	Riv. AA07 ROSSO Fabric AA07 RED	SK007 67

Caratteristiche



Coppia braccioli in polipropilene nero.
 Pair of black polypropylene arms.

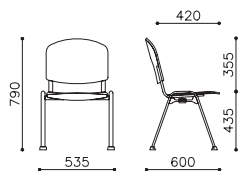

Kg
2,5


mc
0,02

	Articolo	Cat. A
	BNBUR	25

Caratteristiche

Sedia a schienale basso, base fissa a 4 gambe.
Low back chair, fixed 4 legs base.




Kg
5,80


mc
0,30

		Articolo	
Schienale e sedile imbottiti. Upholstered seat and back.	Riv. AA02 NERO Fabric AA2 BLACK	IK002	57
	Riv. AA20 ARANCIONE Fabric AA20 ORANGE	IK020	57
	Riv. AA36 BLU SCURO Fabric AA36 DARK BLUE	IK036	57
	Riv. AA26 BLU CHIARO Fabric AA26 LIGHT BLUE	IK026	57
	Riv. AA07 ROSSO Fabric AA07 RED	IK007	57

Caratteristiche

Coppia braccioli in polipropilene nero.
Pair of black polypropylene arms.



Coppia braccioli per modelli IK
Pair of arms for IK models


Kg
1,80


mc
0,02

Articolo	Cat. A
BIBUR	17

IMBALLO: 1 sedia per scatola parzialmente smontata - Solo i modelli SK e IK sono forniti montati ed ogni confezione contiene 2 sedie di colore uguale.

PACKAGING: each box contains 1 chair partially knocked down - Only SK and IK models are assembled and each box contains 2 identical chairs.

Per i modelli SK002, SK020, SK036, SK026, SK007 NON è disponibile l'elemento di AGGANCIAMENTO.
For models SK002, SK020, SK036, SK026, SK007 HOOKING device is NOT available.

I modelli IK002, IK020, IK036, IK026, IK007 sono predisposti CON l'elemento di AGGANCIAMENTO.
Models IK002, IK020, IK036, IK026, IK007 are equipped WITH HOOKING device.

RICAMBI

Per evitare spiacevoli inconvenienti, al momento dell'ordine specificare sempre il codice del prodotto finito per il quale acquistate i ricambi.

To avoid misunderstandings when ordering spare parts, please always specify the finished product code where the spare parts have to be assembled on.

Rete portante Acrobat per schienali serie BURSA RETE e MOREA WIND, prezzo categoria D.
For BURSA RETE and MOREA WIND backs with Acrobat net, please use price category D.

Caratteristiche

Taglio di rivestimento
Length of fabric or leather

Articolo	Cat. A	Cat. B	Cat. C	Cat. D	Cat. E	Cat. F
TAGLIO	24	33	42	66	136	168

Tessuti: prezzo al metro lineare (h 1,40) -
Pelle prezzo al metro quadro
Leather: unit price for 1 square meter
Fabric: unit price for 1 m. X 1,4 height.

Caratteristiche

Base in poliammide rinforzata Cod. 160216.
Reinforced polyamide base Cod. 160216.



Articolo	
Colore nero. Black colour.	Mod. BURSA Mod. BURSA

Articolo	
BASPY	13

Caratteristiche

Base in metallo rivestita in polipropilene nero Cod. 160517.
Metal base covered by polypropylene Cod.160517.

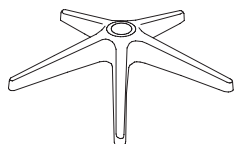


Articolo	
Colore nero. Black colour.	Mod. BURSA Mod. BURSA

Articolo	
BAGAR	25

Caratteristiche

Base in poliammide rinforzata Cod. 160523.
Reinforced polyamide base Cod. 160523.

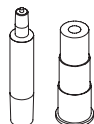


Articolo	
Colore nero. Black colour.	Mod. AVILA Mod. AVILA

Articolo	
BAAVI	13

Caratteristiche

Pistone per elevazione a gas riv. in polipropilene di protezione
Gas lift with plastic cover

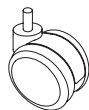


Articolo	
Colore nero. Black colour.	Mod. AVILA Mod. AVILA

Articolo	
PIGAS	13

Caratteristiche

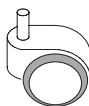
Ruota piroettante a doppio battistrada diametro mm. 65. - Colore nero
 Twin wheel castor, diametre mm. 65. Black colour



		Articolo	
Ruota per serie AALTA e UNION GROUP Weel for AALTA and UNION GROUP	Ruota in GOMMA (morbida) Soft rubber weel	RAUMO	8

Caratteristiche

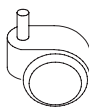
Ruota piroettante a doppio battistrada con carenatura di protezione.
 Twin wheel castor with protection.



		Articolo	
Carenatura in polipropilene nero. Black polypropylene protection.	Ruota in GOMMA (morbida) Soft rubber weel	RUPMO	6
Carenatura in ZAMA cromata. Chromed ZAMA protection	Ruota in GOMMA (morbida) Soft rubber weel	RZCMO	9
Carenatura ZAMA nera Black ZAMA protection	Ruota in GOMMA (morbida) Soft rubber weel	RZNMO	8

Caratteristiche

Ruota piroettante a doppio battistrada con carenatura di protezione.
 Twin wheel castor with protection.



		Articolo	
Carenatura in polipropilene nero. Black polypropylene protection.	Ruota in PLASTICA (dura) Hard plastic weel	RUPDU	6

Caratteristiche

Ruota antistatica piroettante a doppio battistrada con carenatura di protezione.
 Antistatic twin wheel castor with protection.



		Articolo	
Carenatura in polipropilene nero. Black polypropylene protection.	Ruota in PLASTICA (dura) Hard plastic wheel	RAPDU	7

Caratteristiche

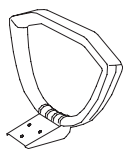
Piedino fisso in materiale plastico - Colore nero
 Black plastic glides



		Articolo	
Colore nero. Black colour.		PIPNR	4

Caratteristiche

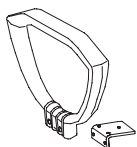
Bracciolo fisso in polipropilene rinforzato
Reinforced polypropylene arm.



		Articolo	
Colore nero. Black colour.	Bracciolo singolo TARIFA Single TARIFA arm.	BRTAR	14

Caratteristiche

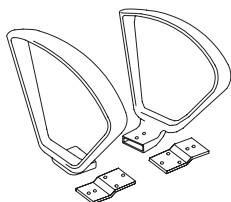
Bracciolo fisso in polipropilene rinforzato con staffa metallica
Reinforced polypropylene arm with metal plate.



		Articolo		Cat. A	
Colore nero. Black colour.	Bracciolo singolo AVILA AE Single AVILA AE arms	BRAVE		15	

Caratteristiche

Bracciolo fisso in polipropilene rinforzato con staffa metallica
Reinforced polypropylene arm with metal plate.



		Articolo		Cat. A	
Colore nero. Black colour.	Coppia braccioli BURSA Pair of BURSA arms.	BNBUR		25	
	Coppia braccioli MOREA COMFORT Pair of MOREA COMFORT arms.	BRNCM		48	

Caratteristiche

Bracciolo fisso in polipropilene rinforzato .
Reinforced polypropylene arm.



		Articolo	
Colore nero. Black colour.	Coppia braccioli DORA Pair of DORA arms.	BIBUR	17